



P7-S1 Transition Booklet



August 2024

Contents

Contents.....	2
Welcome to St Thomas of Aquin's High School.....	3
Vision and Values	4
The History of Our School	5
How to Get Here	6
How Classes are made Up.....	7
Curriculum Areas	8
The Integrated Support Team.....	9
Art and Design.....	10
Business Education	11
Computing Science.....	12
Craft, Design & Manufacture	13
Drama.....	14
English	15
Geography.....	16
History.....	17
Hospitality	18
Languages	19
Mathematics	20
Modern Studies.....	21
Music.....	22
Personal & Social Education	23
Physical Education	24
Religious & Moral Education	25
Science	27
Support for Learning.....	28
Library	30

Welcome to St Thomas of Aquin's High School

We are delighted to hear that you are coming to our school in August 2024 and would like to wish you a very warm welcome to the St Thomas' school community. Leaving primary school is a big step and no doubt you will have many questions and maybe some worries about starting high school. To try and answer your questions and hopefully remove any concerns you might have, we have prepared this Transition Booklet for you. Please read it carefully and discuss it at home with your parents.

We have also arranged for you to visit the school, meet some of the teachers and attend lessons in your new S1 class groups.

The days you will be visiting St Thomas' are:

Tuesday 18 June 2024	9.00 am to 3.10 pm
Wednesday 19 June 2024	8.45 am to 3.10 pm
Thursday 20 June 2024	8.45 am to 3.10 pm

We do hope you can come along and look forward to meeting you then.

During that visit we will be able to answer any questions you may have and give you all the information you need for starting in August 2024.

There will be Senior Mentors to show you where to go when you arrive and to help you find your way around the school throughout the day.

Please note as part of the three-day visit there will be a **Parents' Information Evening in school on Thursday 20 June 2024 5 till 6.00 pm.**

We look forward to meeting you soon.

M.me Jean Pierre
Depute Head Teacher

Vision and Values

Vision

St Thomas of Aquin's Roman Catholic High School is a learning community which provides a safe, supportive and enjoyable environment where pupils, staff and parents are inspired and motivated to work hard for one another to ensure that the full potential of all pupils are met.

Values

Self-Discipline
Teamwork

Trust & Honesty
High Expectations
Openness
Mutual Respect
Achieving Excellence
Success



The History of Our School

In 1218, Peter Nolasco, Raymond of Pennafort and James I, King of Aragon (in Spain), founded the Order of Mercy for the ransom of captives held in slavery by the Saracens and Moors in North Africa and parts of Spain. King James of Aragon even gave the Order his own coat of arms as its emblem.

About 600 years later in 1827, Mother Catherine McAuley founded an Order in Ireland with the same spirit; these women became known as the Sisters of Mercy. They provided nursing, education and care for the poor in the industrial cities of the 19th century, rescuing them, as it were from a different kind of slavery, from sickness, poverty and ignorance. These sisters came to Edinburgh and taught in a number of city schools where the children were from poor catholic families. The children's needs for schooling and the need for more catholic teachers was desperate and so in 1856 Mother Mary Agnes founded the St Thomas of Aquin's College for the training of Catholic teachers.

As St Thomas' expanded, children aged 5 and upwards were welcomed. In 1905 the Higher Grade Department of school, where 'Secondary Education' was provided, was officially 'recognised' by the then Scotch (!) Education Department. However, St Thomas' still retained its 'Primary' Department until World War II.

From 1939 to 1975 only girls were taught in the school but in 1975 the doors were opened once more to boys and the school was given its own catchment area in the city.

As a badge for the school, the Sisters adapted the ancient coat of arms given to the 'saints' who had originally founded the order of Mercy. So our badge dates back to those Crusaders of the 13th century.

St Thomas of Aquin's

Thomas was born in 1226 the seventh child of the youngest son of Count Landulf of Aquino. Because he was so clever, he was sent to the University of Naples at the age of 10. While he was there, he decided to join the Dominican Order. He was nicknamed the 'dumb ox' because he was very fat and had a bad calm face and looked rather like an ox. However, despite his appearance, St Thomas was very highly intelligent. He died in 1274.



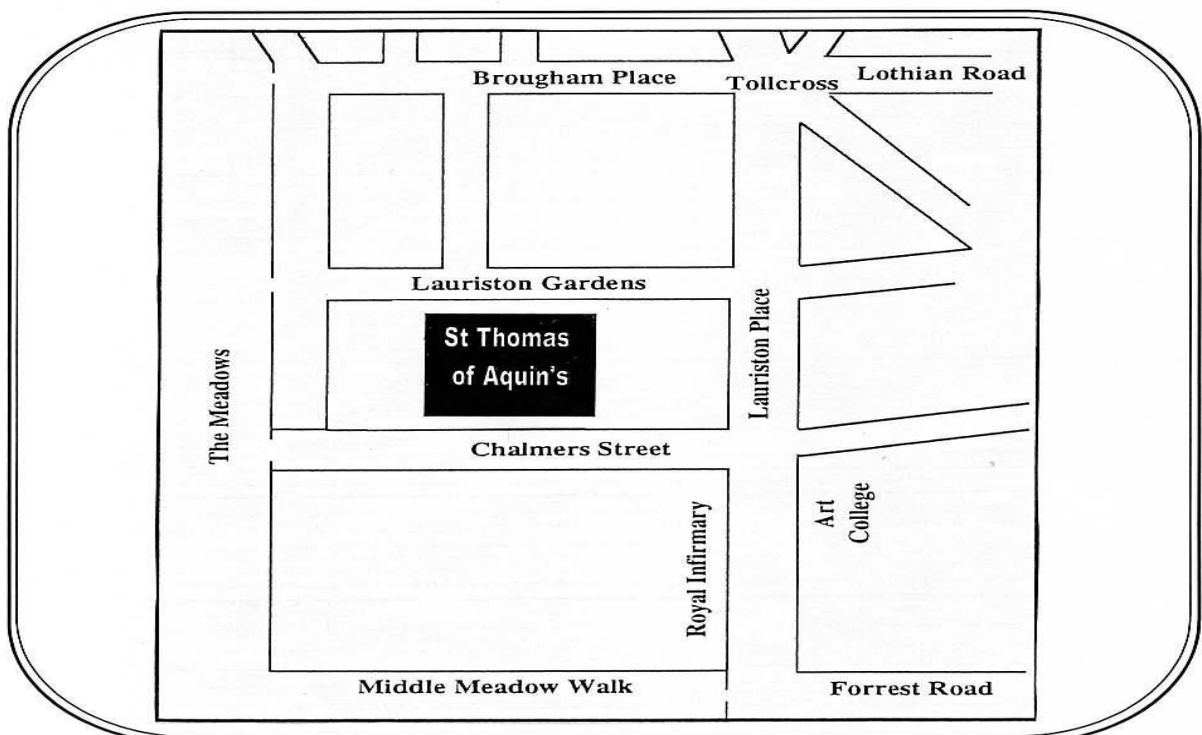
How to Get Here

You may not have visited our school before and we hope the map below will help you find us.

The school is a short distance from many bus stops serving the Tollcross, Lauriston and adjacent areas.

The following bus routes serve our area but there may be changes during the school year so always remember to check.

Numbers – 1, 2, 10, 11, 12, 15, 16, 23, 24, 27, 35, 36, 47, 45



How Classes are made Up

Practical Groups

Due to the nature of certain subjects, there is a maximum number of 20 pupils in each group. You will attend the following subjects with your practical group:

Creative & Aesthetic Subjects - Art, Drama & Music

Technology Subjects - Computing Science, Home Economics
Craft, Design & Manufacture

Science

Setting

To allow all pupils to work at an appropriate pace, some of your classes will be set according to progress. Setting in S1 will be based on information provided by your primary teachers and assessments that you will complete in August-September of S1. Classes are set for the following subjects:

- Mathematics
- English

Please Note: Modern Foreign Languages

All First Year pupils will study Spanish and French.

Curriculum Areas

To the right you will see all the subjects that you will take during S1.

In the pages which follow we have written what the subject teachers have said about their subject.

We have also included responses made by S1 pupils to the following questions:

What do you think this subject is about
And
What did you like

- Finally, we asked them if they could give you any tips for each subject.

English
Maths
French / Spanish
Geography (Social Subjects)
History (Social Subjects)
Modern Studies (Social Subjects)
Business Education (Social Subjects)
Biology (Science)
Chemistry (Science)
Physics (Science)
Art & Design
Music
Drama
Physical Education
Computing Science
Craft & Design
PSE
Religious Education

The Integrated Support Team

Pupils are placed in one of 3 Houses which form the Integrated Support Team:

St Andrew's House - Mr Murray (PSL) & Mrs Laverick (SFL)

St Patrick's House – Ms Kelly (PSL) & Ms Moreno (SFL)

St Margaret's House – Mrs Taylor (PSL Mon-Wed), Mr Rafferty (PSL Thurs/Fri) & Ms Brisley (SFL)

Support for Learning Leader – Mrs Bendall

Well Being Hub Leader – Mr Simpson

Pupils will be introduced to the Integrated Support Team during the 2 day visit in June

All pupils are encouraged to contribute to the Pupil Council which allows a forum for their views and opinions to be heard.

A common worry amongst our new S1 pupils is the question of "bullying".

Within St Thomas' we are not prepared to tolerate bullying and take active steps to deal with it when it arises.

During discussion in Personal and Social Education (PSE), pupils mentioned the following as incidents that they consider to be bullying:

name calling
ganging up on someone
using someone's equipment without permission
threatening them
cold shouldering them/always
bumping into them

Sadly, the list can go on and on that doesn't mean bullying has to!

Bullying can become worse if no one is prepared to speak out. If you or a friend is being bullied or even if you see someone bullied, you must speak out.

What to do if you need help or are worried about something:

Firstly, you must tell someone

- a teacher
- a family member
- a friend
- an S6 mentor

A teacher or S6 mentor will listen carefully to what you have to say. They may ask you to write it down so that they can get an accurate account of what has happened. They will then discuss with you the various ways that we can respond. Together they will work out a way of responding that you are happy with.

Together we can stop bullying!

Senior Mentor Programme

Our Senior Mentoring Programme has been running for a few years now and it is a project that trains S6 pupils to act as 'Mentors' for junior pupils. The Mentors are available at lunchtime so that any pupil can share with them any worries or concerns they have. When you come on your visit in June you will meet those senior pupils who have volunteered to do the training for next session

Art and Design

In S1 Art & Design you will work on a number of projects based around the visual elements. These projects will include:

- Drawing
- Painting
- Designing
- 3D Work
- Critical Evaluation

Pupils are encouraged to view Art & Design as an important part of their everyday life, now and throughout their future.

What S1 Pupils think are the key areas in Art and Design:

- Showing your talents
- Using your imagination
- Making work which people will enjoy looking at
- Having fun
- Creating magnificent pieces of work you can be proud of

What S1 pupils like about Art and Design:

- Getting to use colourful materials
- Working on projects you would not have thought of and trying new ideas
- Nobody's work is ever the same
- Art and Design can help you in other subjects
- You become more creative
- It is fun and has no boundaries
- It gives you pleasure when you do a good piece of work



S1 pupils' tips for Art and Design:

- Listen to instructions in class so you know what to do
- Remember your Home Study
- Bring a pen, pencil and other equipment which might be useful, like a sharpener and a glue stick
- Have confidence in what you are working on – it generally turns out great!

Staff:

Miss Wilson - CL
Mr Cunningham
Ms Fraser
Ms Baxter

Business Education

Business has an important role to play in society, creating wealth, jobs and choices for consumers. The S1 Business course helps pupils understand the role of business and become effective contributors as both consumers and future workers.

Topics:

- **Warning may contain losses:** Pupils will learn about product research and design and promoting a brand as they design their own chocolate bar
- **Jack party planning:** Pupils build their IT skills using Word Publisher, PowerPoint and spreadsheets



- **Entrepreneurs:** Pupils investigate what makes a good entrepreneur

Staff:

Mrs Nicholson (CL Social Subjects)
Mrs Thomson
Ms McLaughlan

Assessment is for Learning

Pupils are assessed using end of unit tests and ongoing classwork.



Home Study is delivered on Microsoft Teams.




Computing Science

The main learning outcomes in S1 are:

- To become familiar with and confident using up-to-date hardware & software.
- To identify the elements that make a typical computer system.
- To keep safe when using Social Networking sites like Facebook.
- To produce linked web pages which use text, graphics and sound.
- To search intelligently on the Internet.
- To create simple games using Scratch software.
- To programme robotics using Evo.
- To create music using Audacity.

What S1 pupils think are the key areas in IT:

- You learn key skills to use a computer effectively.
- It makes you aware of different things that you can do with a computer – not just playing games.
- Programming – you learn how to programme in 3 different languages.
- It teaches you the IT key terms, so that you can understand what adverts are in newspapers and magazines.



What S1 pupils like about IT:

- It is enjoyable.
- It is current and up-to-date – who doesn't like programming robots?
- You get to work on a computer on your own.
- Your finished work looks great.
- You are able to work at your own pace.

S1 Pupils' Tips for IT:

- Make sure you save your work in your OneDrive.
- Take your time and work at your own pace.
- Try and work out your problems by yourself but if you are really not sure about something then ask the teacher.
- Remember your username and password.

Staff:

Ms Stalker – CL
Mr Lodge
Mr G Rouse

Craft, Design & Manufacture

The main learning outcomes in S1 are:

For Design & Manufacture


- To develop skill in creative thinking, design and communication.
- To develop skill in the use of certain materials (wood, metal and plastics)
- To develop practical skill in the use of certain hand and machine tools.
- To develop skill in safe working practices.

For Graphic Communication

- To develop skills in basic graphic presentation techniques
- To develop skill in free hand sketching
- To develop skill in drawing (manual and computer aided drawing)

What S1 pupils think are the key areas in Design & Manufacture:

- First you design something then you go into the craft room and make it
- Designing objects on paper
- Learning about technology



Staff:

Ms Wilson- CL
Mr Case

What S1 pupils like about Design & Manufacture:

- I like using all the different kinds of equipment
- Working in the craft room
- I really enjoy the designing stage
- I enjoy designing my things as it makes me more confident about making it

What S1 pupils like about Design & Manufacture:

- I like learning how to make my designs look realistic
- I like using the PC to make a poster to show off my finished product

S1 pupils' tips for Design & Manufacture:

- If you have long hair tie it back
- Don't mess about in the craft room or you might seriously hurt yourself
- Take your time designing things - it makes them better than if they were rushed
- Remember to wear the apron at all times and protective glasses when using machinery



Drama

The main learning outcomes in S1 are:

- To develop co-operation and participation with others
- To explore and appreciate the ideas and points of view of others
- To develop self-confidence
- To show ideas, actions and emotions through speech and language
- To show ideas, actions and emotions through movement
- To develop imagination and creativity through a variety of social and dramatic situations, role play and characterisation
- To develop the ability to make informed judgements and choices
- To develop communication skills through a variety of drama activities, including presentation
- To learn about theatre forms and styles and dramatic conventions

What S2 pupils think are the key areas in Drama:

- Learning about Film and Theatre
- Learning to improvise and act fluently and freely
- You look at role play, acting and sometimes you write scripts
- You do a bit of writing, a lot of talking and acting out
- Learning how to work with other people in groups

What S1 pupils like about Drama:

- When we play Drama games
- Acting out a character that's not like you
- I enjoy being able to let myself go and express my thoughts and feelings
- Working in groups
- Recording our work using the video camera
- Going to see the Pantomime
- Using costume and props

S1 pupils' tips for Drama:

- Remember to do your Drama Home Study – it helps with class work
- Do not get embarrassed, because it is a lot of fun
- Try to change partners so you get to know more people
- Try your hardest – you have to take it seriously but it is a lot of fun
- Make sure everyone in your group has a chance to give their ideas.



Staff:

Mrs Patrick – CL
Ms Bowman
Ms Kelly (PSL)

English

The main learning outcomes in S1 are:


- Develop the skills of talking, reading, writing and listening.
- Reading widely and critically.
- Speaking and writing accurately, appropriately and confidently.

What S1 pupils think are the key areas in English:

- Being creative
- Learning about writing stories
- Improving vocabulary and punctuation
- Solo talks, presentations and group discussions
- Reading
- Communication

What S1 pupils like about English:

- Choosing own books for reading
- Interactive grammar games
- Teachers have good strategies to help us learn
- Group discussion and group work
- Writing own stories and learning about description
- Studying media
- Writing poetry



S1 Pupils' tips for English:

- Remember to get your Book Bingo sheet signed
- Don't be afraid to ask questions
- Read over your work carefully
- Read lots of books
- Practise your talk at home as it stops you getting too nervous
- Work hard and remember what you have learned in previous lessons

Staff:

Ms Murray – CL
 Mr Carter
 Ms Kavak
 Mrs Macdonald
 Mrs Mulcahy
 Mrs Watt
 Miss Harley

Geography

By Studying Geography, our S1 pupils become more globally aware as they develop their understanding of physical environments and global issues. The course also builds on pupil skills with a focus on mapping, graphing and critical thinking.

Topics:

Scotland: in this unit pupils find out about Scotland's physical features, climate, population and urban areas. They will also research and presenting their findings in an assessed poster.



River Landscapes: By studying the formation of rivers, pupils develop an understanding of the importance of rivers and risks of flooding.

Deserts: Pupils will learn about the location, climate and plant and animal adaptations in a hot desert environment. They will also investigate global issues related to low income countries.



Assessment:

Pupils are assessed using end of tests and ongoing classwork.

Home Study is delivered on Microsoft Teams.

Staff:

Mrs Nicholson (CL Social Subjects)
Dr Bogomazova
Ms McGowan


History

In the S1 History course, candidates develop their understanding of the world by learning about other people in different times, places and circumstances. The course helps learners to develop an appreciation and understanding of the forces which have shaped the world today. A focus in S1 is chronology before going on to study specific topic areas.

Topics:

The Roman Empire: pupils will learn about living in Britain under the Roman Empire.

British Empire: A study of Britain's role as a colonial power is investigated enabling pupils to gain an understanding of Britain's global reach and the heritage of modern Britain.



Scottish Wars of Independence: The divide between England and Scotland was never wider than during the Wars of Independence in the 13th and 14th centuries. By studying key events and the key figures of William Wallace and Edward 1, pupils gain an understanding of historical events that have formed Scotland as we know it.



Assessment:

Pupils are assessed using end of unit tests and ongoing classwork.

Home Study is delivered on Microsoft Teams.

Staff:

Mrs Nicholson (CL Social Subjects)
Mrs Hunter
Mrs Rutherford

Hospitality

The main learning outcomes in S1 are:

- Hygiene, Safety and Organisation in Food Preparation
- Health Eating
- Weighing and Measuring
- Designing & Making
- Food Storage

What S1 pupils think are the key areas in Hospitality:

- Learning to cook
- Learning about germs and hygiene
- Learning about different types of food

What S1 pupils like about Hospitality:

Cooking the food:

Designing our own food labels
Using different types of equipment
Inventing recipes
Working with a partner



S1 pupils' tips for Practical Cookery Lessons:

- Long hair must be tied back
- Nail polish should not be worn
- Jewellery best left at home
- You will need to bring a suitable container for food
- A letter will be issued regarding payment

Staff:

Ms Wilson – CL
Mrs Winders

Languages

The main learning outcomes in S1 Spanish / French are:

- Exchanging personal information on a range of topics
- Discussing home, leisure and school
- Understanding instructions, numbers, time, dates and directions
- Understanding songs, poems and short stories
- Participating in conversations and role plays
- Learning more of the culture of Spain and Latin America or France and the French-speaking world.

What S1 pupils think are the key areas in Spanish / French:

- Learning to converse in Spanish / French with increasing confidence
- Reading and listening in Spanish / French
- Learning to write with some accuracy and at increasing length in Spanish / French
- Learning Spanish / French saying and playing games
- Being able to watch a film clip and understand what it is about – well nearly!



What S1 pupils like about Spanish / French:

- Playing games in Spanish / French
- Discovering new words
- Its fun learning a new language
- Doing quizzes and interactive activities



S1 Pupils' Tips for Spanish / French:

- Revise what you learn at home
- Practice your Spanish / French at home
- Do not get embarrassed. If you think you know the right answer put your hand up.
- Get a Spanish/English or French/English dictionary at the start of 1st Year

Staff:

Ms Lauckner – CL
Ms Sinclair
Ms Balistreri

Mathematics

The main learning outcomes in S1 are to develop an understanding of:

- Number, Money and Measurement
- Mental and non-calculator methods
- Shape, Position and Movement
- Information Handling
- Problem Solving

What S1 pupils think are the key benefits of studying Mathematics:

- Learning new skills that will be useful to you in the future
- I think the key benefits would be the job choices and availability for future jobs
- It helps you later on in life and it's used in almost everything so it helps a lot to be good at it
- Maths has a lot of very high paying career choices. Maths is also extremely helpful in real life application as EVERYTHING has Maths in it. The height of a chair or the angle of a painting
- You will need it anywhere you go in life

What S1 pupils like about Mathematics:

- Maths games on the Smartboard because they are learning
- Group Work – team games and star stations
- Problem Solving jigsaws because they help you remember things
- You don't do textbook work all period but get to play Maths board games or clear desk activities
- It can help me with other subjects such as Geography, Science, etc
- It I enjoy challenging myself and learning new things every day
- I like how Maths is in most things but you don't even realise sometimes.
- I like that it gives me a little reassurance that using Maths, I'll be able to do lots

- It always has your mind working and thinking. You don't want to give in until you have found the answer
- I like Maths because I love to learn new things and that's what we do all the time

S1 Pupils' tips for Mathematics:

- Try your best and do your homework
- Write in pencil rather than pen – pen is harder to rub out!
- You will need a calculator. You can buy one at school
- Try to go over your work each night as it helps you remember things
- Always try, never give up and think you can't do it and don't be scared to ask the teacher
- Don't stress about it too much, relax and have fun
- If you feel you are struggling, then you should ask for help
- Try keeping up with work. If you're starting a new topic and struggling a bit try doing some work on that at home to get an understanding of it



Staff:

Mrs Ross & Mr Whyte – ACL
Mr Carruthers
Mr Rafferty
Mrs Riach
Mr Campbell-Hewson
Miss Price

Modern Studies

In Modern Studies, pupils develop an understanding of the contemporary world and their place in it. They will also develop important attitudes and respect for all groups in society.

Topics:

Prejudice and Discrimination: pupils learn about facing inequalities, and the increase in hate crime in the UK



SCOTTISH NATIONAL PARTY		SCOTTISH LABOUR PARTY	
SCOTTISH LABOUR PARTY		SCOTTISH CONSERVATIVE PARTY	
SCOTTISH CONSERVATIVE PARTY		SCOTTISH LIBERAL DEMOCRATS	
SCOTTISH LIBERAL DEMOCRATS		SCOTTISH NATIONAL PARTY	
SCOTTISH GREEN PARTY			
UKIP SCOTLAND			

Democracy in Scotland: pupils learn about the Scottish parliament and the role of MSP's.

Health and Wellbeing: pupils develop an awareness of the key health issues facing Scotland and take part in a survey to gather and present their evidence.



North Korea: by studying North Korea, pupils learn about what it is like to live in a country very different to Scotland

Assessment:

Pupils are assessed using end of unit tests and ongoing classwork.

Home Study is delivered on Microsoft Teams.

Staff:
 Mrs Nicholson (CL Social Subjects)
 Miss McGowan
 Mrs Rutherford


Music

The main learning outcomes in S1 are:

- Learning to play instruments like keyboard, percussion and guitar
- Singing
- Improvisation and Composing
- Listening to different styles of music
- Working with ICT in Music

What S1 pupils think are the key areas in Music:

- You develop your music ear
- You get to play the keyboard, guitar and percussion during class time
- Sing, learn how to play the keyboard and the guitar



S1 pupils' tips for Music:

- If you get an instrument practice daily
- Try to join the orchestra or choir: it's great fun
- Work as hard as you can on guitar

What First Year pupils like about Music:

- You have a chance to learn an instrument
- I like playing the keyboard and guitar
- Everything, especially playing on the keyboards
- I like making up tunes on the computer



Staff:

Mrs Patrick – CL
 Mr Kennedy
 Music Instructors

Personal & Social Education

The main learning outcomes in S1 are:

HEALTH AND WELLBEING

- **Healthy Relationships** – Called to Love, Self Esteem, Emotional/Mental Health and Wellbeing
- **Personal and Social Awareness** – Personal Safety (Road, Rail and Internet), Substance Misuse, Anti-bullying (Respect), Peer Relationships
- **Healthy Choices** – Physical Health and Wellbeing, Nutrition, Extra Curricular Activities
- **Citizenship** – Rights and Responsibilities, Student Council and Committees, Charities (Local, National and Global)
- **Planning for Choices and Changes** – Diary Planners, Target Setting, Careers,

Ways we learn in PSE

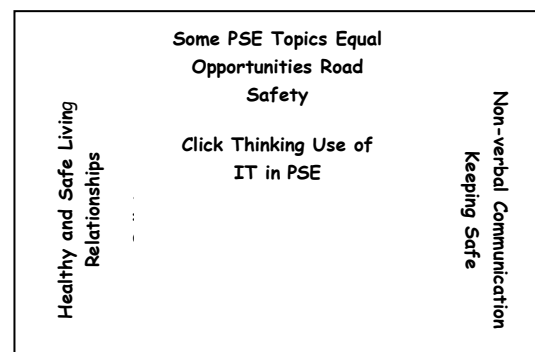
Research, discussion, group pair work, role play, recording of evidence, class discussion, recording information, DVD, Outside speakers, ICT – and more!

What First Year pupils like about Personal and Social Education:

- Talking about personal opinions and experiences
- You cover topics which are relevant to the development of young people
- You use lots of different methods of learning
- You also learn about 'life skills'

First Year Pupils' Tips for Personal and Social Education:

- Don't be afraid to speak up if you agree or disagree with someone's idea/opinion
- Express your opinions with confidence – this helps to develop your self confidence
- Always listen carefully to what everyone says



- Contribute to group discussions and classwork
- Respect and value other people's values and opinions – We are all unique

Staff:

Ms Kelly, St Patrick House
 Ms Taylor (Mon-Wed), St Margaret House
 Mr Rafferty (Thurs-Fri), St Margaret House
 Mr Murray, St Andrew House

Physical Education

The main learning outcomes in S1 are:

- Respect for others and equipment
- Knowledge and understanding of a range of activities
- Appreciation of self and other performances
- Experience in a range of physical skills



What First Year pupils like about Physical Education:

- I enjoy everything
- I liked basketball the best
- I really enjoy gymnastics
- I enjoy it because of the different things we get to do
- PE is my best subject and I'm going to take it in 3rd year

S1 Pupils' tips for Physical Education:

- You could practice things you are not too good at, but be careful not to hurt yourself
- Do not forget your PE kit!
- Be all you can be and enjoy yourself
- Bring an excuse note from your parents if you cannot take part due to injury or illness
- Always return your Home Study Booklet on time
- Join an after school club and make new friend
-

What S1 pupils think are the key benefits of Physical Education:

- You will participate in – gymnastics, athletics, basketball, dance, swimming, fitness, badminton and hockey
- Finding out about yourself
- You can try a lot of different sports to see which ones you like best

Extra-Curricular Opportunities

There are many extra-curricular activities that pupils can attend including:

Football	Basketball
Gymnastics	Dance
Volleyball	Cheerleading
Badminton	Rugby
Hockey	Boxing
Box Exercise	Fitness

Staff:

Mr Rizza – CL
Ms Berry
Mrs Rizza
Ms Donaldson

Extra-Curricular Activities

ACTIVITY	DAY	TIME	LEADER/ COACH	VENUE	FOR WHOM
Board Game Club	Monday	1:10-1:50	S6 Pupils	2.11	All Year Groups
Girls Fitness	Monday	1.15 to 1.45pm	Ms Berry	Fitness suite	All Year Groups
Football S1 Boys	Monday	1.15-1.45	Mr Murray	Large Games Hall	S1 Everyone welcome.
Writing Club	Monday	1:30-1:50	English Department	Library	All Year Groups
Chess Club	Monday	1:10-1:50	S2 Pupils	2.07	All Year Groups
Engineering Club	Monday	1:10-1:50	Mr Whyte	3.01	S1-S3 Pupils
Jazz/Brass Band	Monday	1:10-1:50	Ms Findlay	Music Department	All Year Groups
Basketball	Monday	3:30-4:30	Mr Murray	Games Hall + Small Hall	S1 Pupils
Cheerleading /Dance	Monday	3:30 to 4:30pm	Miss Stalker / TLM	Dance Studio	All Year Groups
Maths After School Study Club	Monday & Tuesday	3:30-4:30	Maths Faculty	Maths Department	S4-S6
Art Club	Tuesday	1:10-1:50	Alexia	Art Department	All Year Groups
Beyblade Club	Tuesday	1:10-1:50	S1 Pupils	3.12	All Year Groups
Orchestra	Tuesday	1:10-1:50	Music Department	Drama Studio	All Year Groups
Jogging	Tuesday	3:30 to 4:30pm	Ms Stark / pupil MB.	The Meadows	All Year Groups
Netball	Tuesday	3:30 to 4:30pm	Pupils EW and IM	Large Games Hall	All Year Groups
Duke of Edinburgh	Tuesday	3:30-4:30	Mrs Roche	3.32	S3
Staff Choir	Tuesday & Thursday	3:30-4:30	Miss O'Donnell	Drama Studio	All Staff
Choir	Wednesday	1:10-1:50	Music Department	Drama Studio	All Year Groups
Multi Skills ASN	Wednesday	1:10-1:50	Mrs Bendall, Mr Murray & S6 Mentors	Games Hall	SfL Pupils
Girls Football	Wednesday	1.15-1.45pm	Ms Gibson	Large Games Hall	All Year Groups

For Information:

Some activities may be subject to change

Religious & Moral Education

Religious Education covers some of the most important questions about life and the universe:

- Does God exist?
- How did the universe begin?
- Is there an afterlife?
- What is the meaning of my life?
- Who was Jesus?

Ways in which you will learn are:

- Research tasks
- Audio-Visual presentations
- Reflective exercises
- Sharing experiences
- Role-Play situations
- Worksheets and textbooks
- Interactive ICT exercises

Through RE there are regular opportunities for prayer and reflection, as well as visits to the School Oratory and the Sacred Heart Church.



S1 RE Course Outline

- God is With Us
- Introduction to the Bible
- In the Beginning
- Life in the Promised Land
- The Life of Grace
- Called to Love

Staff:

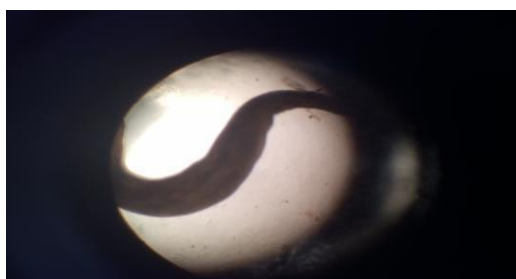
Mr Wotherspoon – CL
Ms Luncanu

Science

The main learning outcomes in S1 are:

- To gain knowledge and understanding of:

Periodic Table	Body Systems	Heat
Matter	Cells	Forces
- To be able to follow written and verbal instructions accurately
- To be able to record information carefully and accurately
- To be able to use scientific apparatus carefully and accurately



What S1 pupils think are the key areas in Science:

- In Science you get to experiment with different chemicals
- Experimenting, laying out and preparing, separating substances



What S1 pupils like about Science:

- I liked when you get two different chemicals and you pour them into a tube, then you gently shake them and they change into a different colour
- Doing experiments with the Bunsen Burner
- Doing experiments is cool fun and working out the puzzles



S1 pupils' tips for Science:

- Don't run or do silly things – just enjoy yourself and work hard
- Revise what you have learned at home as it helps you with the monthly test
- Listen carefully to instructions
- When doing dangerous experiments – always wear safety glasses



Staff:

Mr Green – CL
 Mr Linden
 Ms Bhatti
 Miss Hamilton
 Mr Kennedy
 Mrs Ritchie
 Dr Wilson
 Mr Begley
 Mr Dimitrov (Science Technician)
 Ms Rahin

Support for Learning

Our aim for pupils is that:

- They overcome any barriers to learning and maximise their potential
- They increase their self-esteem by improving upon core skills
- They learn study skills, and when to ask for help
- They use all appropriate technologies which provide additional support
- They work towards individualised programmes of work to improve literacy and numeracy skills
- They receive pastoral support before school, during break and at lunch
- They benefit from the extra support provided within classes and the Base, while working towards appropriate levels
- They improve keyboard, handwriting and IT skills

What S1 pupils think are the key areas in Support for Learning:

- Working in small groups in the Support for Learning Base at skills we wish to improve
- When another teacher comes into the class to help pupils who require, or ask for assistance
- Having a member of staff who will read through tests and exam papers with you and write your answers for you if you have specific difficulties
- Using the Home Study club at lunch time
- Attending a weekly spelling and reading programme



What S1 pupils like about Support for Learning:

- If you work hard in the reading group your reading improves and so you can cope better in class
- I think it helps me catch up with work and it helps me with spelling and reading
- When you're stuck you can get help
- In the big class, if the Support for Learning Teacher is there they are aware of your difficulties and helps you to read the worksheets etc
- We can use laptops and computers



The Department works closely with our associated primary schools, in order to gather information and ensure continuity of progression for pupils. Meetings are held with parents and pupils on a regular basis and there is an extended support team including Speech and Language Therapy, English as an Additional Language Teacher, Additional Support for Learning Service and Educational Psychology, as well as eight Pupil Support Assistants.



Tips for Learning:

- If you have a difficulty, do not keep quiet about it or feel embarrassed
- Have confidence in yourself. If you do your best you will do well
- Always write all Home Study tasks in your Home Study diary. It's easy to forget it if you don't



Staff:

Mrs Bendall – CL
 Ms Laverick SfL Teacher
 Ms Moreno SfL Teacher
 Ms Brisley SfL Teacher
 Mr Simpson - CL Well Being Hub
 Miss Faulkner – PSO WBH
 Mrs Dallas – PSA WBH

Pupil Support Assistants:

Mme Cherrier	Mr Alderman
Mr Gilhooley	Miss Downie
Ms Shahzad	Mrs Waddell
Ms Wojcicka	Miss McDonald

